
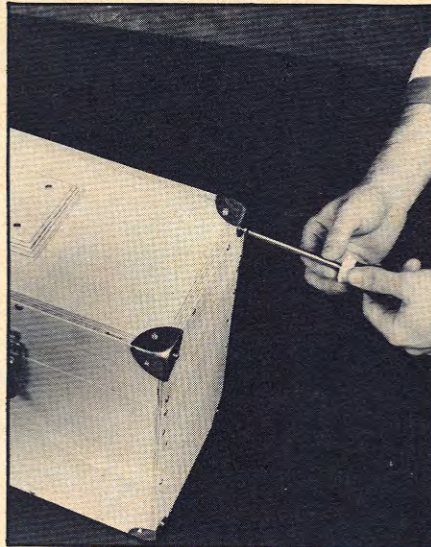



tool chest




Installing hinges (close cover).




Installing metal corners to protect against chipping.




Inside view of tool chest.




Installing suitcase hasps (close cover).




Do not forget to cut a groove for the large square.




Assembling tool chest.



Inside view with tools.



Fastening cover reinforcement and installing lift handle.



Completed tool chest.